

Greater Columbus' Largest Corporate Employers

✓ Fortune 1000 companies headquartered in the Columbus area

20 Largest Corporations

Organization	Full-Time Employment	Fortune Status	Sector	Organization	Full-Time Employment	Fortune Status	Sector
1. JP Morgan Chase & Co.	12,130	20	F.I.R.E.*	✓ 11. Huntington Bancshares Inc.	3,500	723	F.I.R.E.*
✓ 2. Nationwide Mutual Insurance Co.	11,293	99	F.I.R.E.*	12. SBC Communications	3,000	33	Communications
3. Ohio Health	8,398		Health Care	13. Abbott Laboratories	2,800	100	Manufacturing
✓ 4. Limited Brands	7,200	240	Retail Trade	14. Children's Hospital	2,706		Health Care
5. Honda of America	6,350		Manufacturing	15. Medco Health Solutions Inc.	2,528	48	Health Care
6. Wal-Mart Stores	6,100	1	Retail Trade	16. Battelle	2,368		Service
7. Mount Carmel	5,558		Health Care	✓ 17. Retail Ventures Inc.	2,170	612	Retail Trade
8. The Kroger Co.	4,502	21	Retail Trade	✓ 18. Big Lots Stores Inc.	2,100	441	Retail Trade
✓ 9. Wendy's International	4,500	498	Retail Trade	19. Discover Financial Services Inc.	2,100	36	F.I.R.E.*
✓ 10. American Electric Power	3,900	148	Utilities	✓ 20. Cardinal Health Inc.	2,000	16	Health Care

*F.I.R.E. = Finance Insurance Real Estate

Additional Corporations of Note

NetJets Inc.	1,650		Transportation	✓ Borden Chemical	500	857	Manufacturing
✓ The Scotts Co. (Miracle Grow)	1,137	742	Service	✓ Abercrombie & Fitch Co.	300	752	Retail Trade
✓ Worthington Industries	1,017	671	Manufacturing	✓ Greif, Inc.	100	709	Manufacturing
✓ Mettler-Toledo Inc.	694	960	Manufacturing				



COLUMBUS REGIONAL
AIRPORT AUTHORITY

4600 International Gateway
Columbus, OH 43219 USA

First Class Presort
U.S. Postage
PAID
Columbus, Ohio
Permit No. 8766

CMH AIRSPACE

Connecting You to a World of News and Opportunities

Passenger and Capacity Growth Continues at Port Columbus

Port Columbus' summer statistics reflect increased demand for air travel from Central Ohio. A small increase in capacity combined with a larger increase in passenger traffic contributed to a nearly 3% boost in the airport's overall load factor.

America West, Midwest Airlines, Southwest Airlines and US Airways fared extremely well with solid increases in passenger traffic to coincide with their increase in capacity. Several airlines increased frequencies to existing markets while some airlines

such as Delta and American added non-stop service to Hartford and Miami respectively. American dropped Raleigh, however, so you will see RDU among targeted markets listed in the airline incentive article on page 3. Delta also added twice-daily Salt Lake City service that started October 15. Columbus' strong demand for air service no doubt factored in Independence Air's decision to maintain its operations in Columbus while closing nearby markets of Cleveland, Indianapolis and Louisville.

Continued on Page 2

Port Columbus International Airport – June/July/August 2005


	Passengers	vs. 2004	Capacity	vs. 2004	Load Factor	vs. 2004
Air Canada	13,520	0.54%	23,218	-3.10%	58.23%	3.76%
American	226,232	0.96%	290,374	-6.08%	77.91%	7.50%
America West	91,934	12.72%	106,192	15.22%	86.57%	-2.17%
Continental	123,090	-6.07%	162,662	-3.35%	75.67%	-2.81%
Delta	364,540	0.74%	515,962	-2.07%	70.65%	2.87%
Independence*	27,009	683.55%	36,748	164.37%	73.50%	196.38%
Midwest Express	10,795	7.40%	17,070	4.96%	63.24%	2.33%
Northwest	190,836	-4.27%	250,856	-4.13%	76.07%	-0.15%
Southwest	360,916	14.72%	509,366	14.90%	70.86%	-0.16%
United	178,236	-10.00%	222,186	-13.65%	80.22%	4.22%
US Airways	195,023	15.66%	303,374	8.45%	64.28%	6.65%
USA 3000	10,228	60.16%	15,600	20.04%	65.56%	33.43%
SCHEDULED AIRLINE TOTALS	1,792,359	4.66%	2,453,608	1.99%	73.05%	2.62%

*Independence operations commenced July 2004

CMH Airspace News Designed for Airlines

Welcome to the first edition of CMH Airspace, our quarterly publication dedicated to airlines. Our purpose is to provide you relevant and timely information about the Central Ohio marketplace to assist airlines with decisions about service and promotional activity. We are extremely fortunate to represent a vibrant region with tremendous potential for growth. Despite the very difficult environment for our airline partners, we continue to ride a strong growth trend with most of our carriers significantly up on a year-over-year basis. This clearly indicates you, too, see CMH as a robust and important market to serve and for that we remain grateful.

We "put our money where our mouth is" with millions of dollars available in incentives for new service. Who will be next to capitalize (in more ways than one) on the excellent market opportunities from CMH? Let us know if there is anything we can do to assist you.


David Whitaker
Vice President
Business Development & Communications
(614) 239-5028


John Malabad
Manager
Business Development
(614) 238-7812



Passenger and Capacity Growth (Continued from front)

Load factors also took a solid step forward. Seven of the eleven carriers at Port Columbus saw an increase in load factors while two carriers remained level.

"Airlines are capitalizing on the strong Central Ohio market and our vast catchment area," said David Whitaker, Vice President of Business Development & Communications. "Our central location in the state, low airline cost structure and very convenient terminal facility makes CMH the airport of choice for this region."

Port Columbus provides nearly 180 daily non-stop flights to 36 airports and is expected to serve over 6.5 million passengers in 2005.

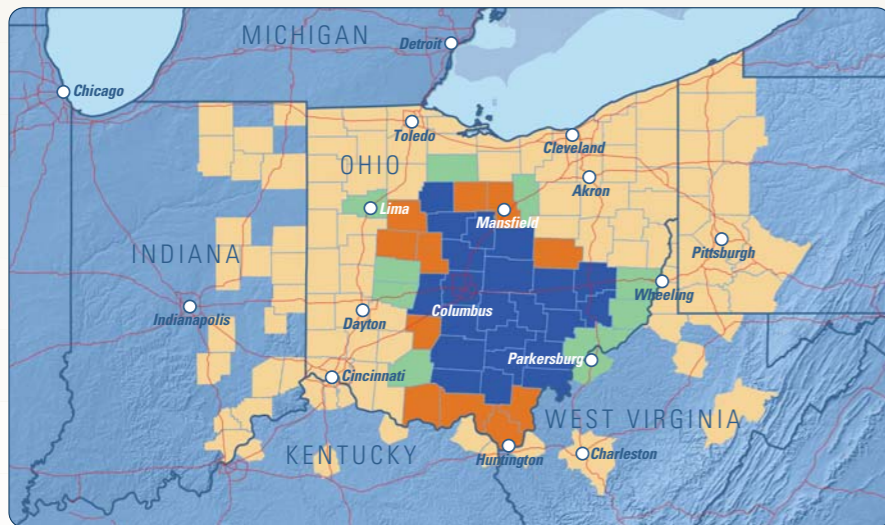
"We have exceeded the service levels we had prior to the America West downsizing," explained Whitaker. "The Airport Authority and Central Ohio travelers appreciate the investments our airlines have

made in the Columbus market. Central Ohio is a vibrant air travel market poised for continued growth."

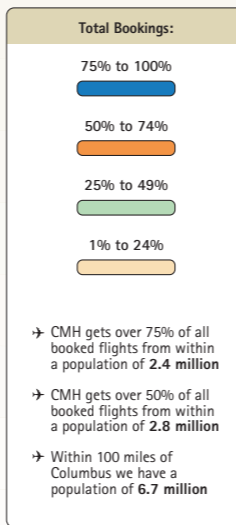
For more detailed statistical data, visit the Airline & Flight information section of the Port Columbus tab at www.ColumbusAirports.com.

"Airlines are capitalizing on the strong Central Ohio market and our vast catchment area. Our central location in the state, low airline cost structure and very convenient terminal facility makes CMH the airport of choice for this region."

6.7 Million Residents Within 100 Miles of Columbus



Source: Shepherd Systems



More than \$500,000 Paid To Airlines Through CMH Incentive Program

Delta, Independence and American have capitalized on Port Columbus' incentive program designed to assist new entrant airlines and existing airlines that serve target markets (see inset).

CMH provides \$75,000 cash for marketing support to a new entrant airline providing 12 consecutive months of daily service to any market. Landing fees for all frequencies are also waived for the first 12 months of service. Independence Air, which began serving Port Columbus in 2004, has secured over \$200,000 in incentives under the new entrant program.

Target Markets Available For Incentives

Rank	Market	PPDEW*
10	LAX	208
21	SAN	129
24	SEA	103
25	MCI	85
26	RDU	82
28	SFO	69
32	PDX	64
33	SAT	62
34	JAX	61
35	PBI	60
36	SMF	59
39	MSY	54
40	SNA	54
41	OAK	54
42	PVD	50

*Passengers Per Day Each Way DOT data, 12 months ending 1Q 2005

Meanwhile, CMH also provides \$75,000 cash for marketing support and waives landing fees for any airline that establishes non-stop daily service to a market that has 100 or more passengers a day without nonstop service. If the market has between 50 and 100 daily passengers the airline is eligible for \$50,000 cash plus waived landing fees.

Delta Air Lines has by far been the biggest beneficiary of target market incentives, earning over \$300,000 for its service to Hartford, Fort Myers and Fort Lauderdale. Incentives for Delta will increase dramatically with the introduction of new service to Salt Lake City.

Airlines that provide introductory weekend service to a target market are eligible for \$25,000 cash for marketing support and waived landing fees. American earned introductory incentives for its weekend Miami service, which has now grown to daily service.

For more information on how your airline can benefit from our incentive plan, contact John Malabad at (614) 238-7812 or jmalabad@ColumbusAirports.com.



Columbus, Ohio at a Glance

14 Fortune 1000 companies are headquartered in Columbus.

Cardinal Health Inc., ranked 16th nationally, emerged in 2005 as the number one Fortune company in Ohio, surpassing Kroger. Other Columbus corporations topping out the list are noted in the table on the back page.

Columbus was ranked the 8th largest metro region nationally for private investment projects.

The 136 private investment projects in Columbus comprise 22% of Ohio's total.

More than \$2.5 billion of development is under way or recently completed in Columbus.

Columbus has the 8th lowest unemployment rate of populations of one million or more.

The seven-county Columbus metropolitan area has a labor force of about 900,000 with about half of the jobs concentrated in service businesses (29.6%) and retail (20.5%). Other sectors include government (16%), manufacturing (10.2%), finance/insurance/real estate (8.8%), wholesale trade (5.3%), transportation/utilities (4.8%) and construction (4.7%). Economic predictions indicate a job growth rate of 0.9%, or 7,900 jobs, in 2005 with the strongest labor growth likely to occur in healthcare, business and financial services, and distribution and warehousing sectors.