

OVER 7.2 MILLION PORT COLUMBUS PASSENGERS!

Port Columbus passengers exceeded 7.2 million over a 12-month period for the first time in airport history. This rolling chart depicts the steady increase.

August 2006	September 2006	October 2006	November 2006	December 2006	January 2007	February 2007	March 2007	April 2007	May 2007	June 2007	July 2007
570,690	546,946	611,402	579,748	569,718	532,161	489,597	634,692	618,156	645,782	725,012	727,953
Rolling 12-month total: 7,251,857											

www.FlyColumbus.com



4600 International Gateway
Columbus, OH 43219 USA

First Class Presort
U.S. Postage
PAID
Columbus, Ohio
Permit No. 8766

CMH AIRSPACE

Connecting You to a World of News and Opportunities

Port Columbus Continues Strong Growth Trend





For the first time in airport history more than 7 million passengers traveled through the airport over a 12-month period. The positive trend continues with July recording a 23.1 percent year-over-year growth. Nearly 728,000 passengers utilized Port Columbus in July making it the single busiest month ever.

Most Port Columbus airlines have contributed to this impressive performance. Southwest increased flights to Orlando. Midwest Connect commenced non-stop service to Kansas City and upgraded its Milwaukee aircraft. American upgraded equipment to Dallas and Skybus completed its first months of operation with service to multiple destinations.

As a result of all this new service, seat capacity increased sharply in July. Load factors for the month edged up almost three points over 2006. JetBlue averaged the highest load factor for the month at over 86 percent.

Load factors are no doubt on the rise because of the low fare offerings by various CMH airlines. "Columbus is becoming a low-fare leader," according to an August 20 CheapTickets.com airport news headline (www.news.cheapflights.com). With Southwest's addition of frequencies to Tampa, St. Louis and Chicago in November, the airport should continue its upward trend.

CMH First Half 2007 Statistics

				
Half Year	Landings	Seats	Passengers	Load Factor
2007	35,564	5,733,602	4,349,783	75.9%
2006	33,044	5,082,738	3,838,513	75.5%

STAYING CONNECTED

The spring issue of CMH Airspace reported Port Columbus as the "fifth hottest airport market" and the summer issue recorded the airport's phenomenal growth. In this issue the growth story continues with impressive statistics thanks to increased service by many airlines.

Although we enjoy announcing record passenger numbers we must constantly look to the future and plan for challenges that accompany growth. For instance, we're seeking creative solutions for issues surrounding overnight aircraft parking, especially with impending winter weather and overnight aircraft sharing the same parking pad as the deicing activity. Our steady growth prompts constant focus on safe and smooth airport operations.

In order to effectively manage growth the airport works closely with the airlines to comprehend future needs. This close relationship ultimately helps reduce airport costs and enables the Airport Authority to be proactive, rather than react to problems that often require more expensive solutions.

For airlines looking to expand their operations at Port Columbus, the Airport Authority is prepared to share expansion costs 50-50 for non-proprietary improvements. We encourage Port Columbus airlines to take advantage of this unique incentive.

Progressive growth is the result of deliberate planning, which reaps mutual benefits for our airlines, airport and community. Working together we'll certainly experience even greater success.


David Whitaker
Vice President
Business Development
& Communications
(614) 239-5028


John Malabed
Manager
Business Development
(614) 238-7812



Columbus – A Strong International Competitor

Signing of the Open Skies agreement between the United States and the European Union has many markets like Columbus posturing themselves to attract transatlantic service. Columbus presents itself as a strong competitor to land a U.S. or European carrier for many reasons.

Columbus Strengths

- Large drawing area well outside our MSA reaching 6.8 million residents within 90-minutes of Port Columbus
- Capitol of the 26th largest economy in the world on a stand-alone basis
- Centrally located in the 7th most populous state
- Balanced business sectors
- Higher-education mecca
- Higher than average buying power
- Steady employment growth and low unemployment rates
- High concentration of corporations expanding operations and building their brand in Europe
- Home to a vital international logistics center positioned within 500 miles of more than half the U.S. and Canadian population, significantly contributing to Ohio's \$7 billion cargo exports in 2006

"We remain confident that Port Columbus will secure European service in the near term."

David Whitaker, Vice President
Business Development & Communications

The Airport Authority has been aggressively marketing Columbus' strengths during recent meetings with carriers in Europe and the United States. Amsterdam is our top European connecting hub to Europe, India, Africa and the Middle East with Frankfurt, Paris and London closely behind.

While opportunities abound, several hurdles limit options, such as our demand compared to aircraft size. Aircraft with between 170 and 220 seats are ideal for the central Ohio market, although airlines with the ideal planes have many possibilities from which to choose.

"We remain confident that Port Columbus will secure European service in the near term," David Whitaker said. "Considering the steadily growing central Ohio international market supported by our loyal civic and corporate partners, the airline that seizes this European opportunity stands to capitalize on the benefits of these partnerships."

2006 Central Ohio International Roundtrip Statistics

	Total Passengers	PPDEW
Europe	184,332	253
India	23,167	32
Africa	18,744	26
Middle East	18,215	25

COLUMBUS 1st QUARTER GROWTH TRENDS

Columbus MSA employment bucks state trend

COLUMBUS.....UP 0.2%
OHIO.....DOWN 0.1%

Columbus unemployment reached a five-year low

FEBRUARY 2007.....DOWN 4.1%

Columbus Transportation & Utilities sector exhibits substantial growth

COLUMBUS.....UP 1.7% (800 jobs)
NATIONAL AVERAGE.....UP 0.1%

Transportation and Warehousing

- Accounts for about 93% of Transportation & Utilities sector employment
- Experienced 144% growth since 1990 versus 28% national growth, reflecting how Columbus MSA is becoming an increasingly important distribution hub
- Grew 27% locally versus 2% nationally between February 2001 and March 2007

Source: Columbus Chamber's 1st Quarter Economic Update
www.columbus.org/region/news

THIS JUST IN!



Columbus is the 3rd fastest growing major metropolitan area in the Midwest
www.columbus.org/chamber

The Columbus area has more IT workers than Boston and Cambridge
www.columbus.org/lifestyle

Columbus continues to make news around the world:

MyMidwest magazine; May/June 2007
– "Work well, play well, LIVE WELL"

Commercial Property News; May 1, 2007
– "Downtown Columbus reaches new heights"

RAIL Magazine; April 4, 2007
– "Columbus Navigates" (towards rail)

FORBES; April 9, 2007
– "Urban Renewal Redux"

www.columbus.org/region/news